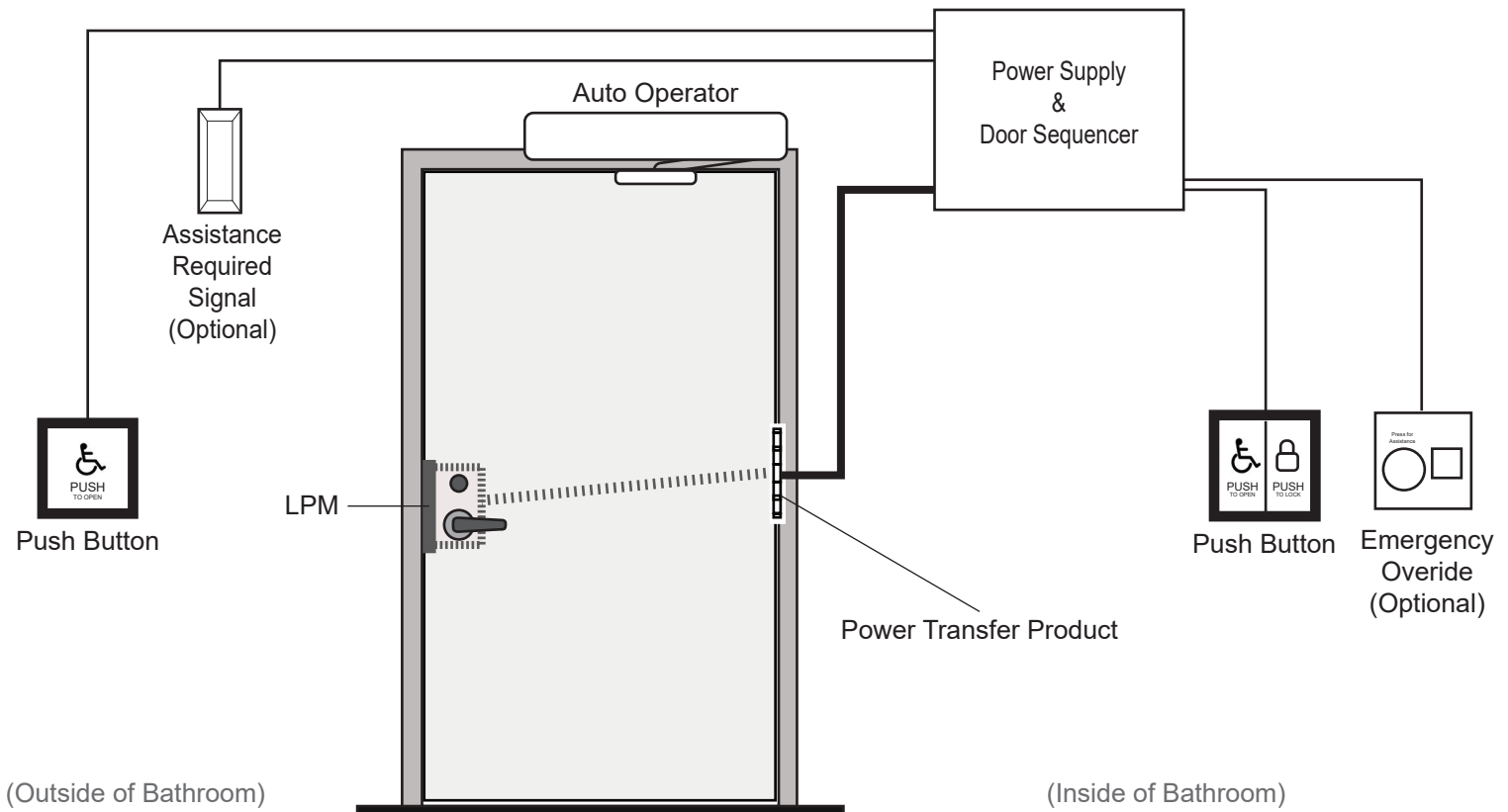


UNIVERSAL BATHROOM PRIVACY KITS

The Command Access Universal Bathroom Privacy Kits provide modular packages designed to fully equip new installations or add to existing applications. The kits come with a complete mortise lock chassis, a power supply, a controller, wall switches, optional Auto Door Operators, and an optional Emergency Annunciator kit.

The 'PUSH TO LOCK' and 'PUSH TO OPEN' activation switches can be ordered in either Flush or Surface Mount configurations and are illuminated for visual verification: RED means locked and secure while GREEN means free to enter. Hardware finishes and lever design must be specified.



SPECIFICATIONS

Auto Operator Input:	110VAC
Power Supply Input:	110VAC
Power Supply Output:	24VDC @ 2 Amps
Mortise Lock Lever Control:	24VDC @ 0.350 Amp; Min 22AWG wire @ 300'
Mortise Latch Retraction Voltage:	24VDC @ 1.9 Amp in-rush; 0.300 Amp hold Min 18AWG wire @ 300'
Illuminated Wall Switch Voltage:	24VDC @ xx amps; Min 22AWG wire @ 300'
Emergency Annunciation Voltage:	24VDC @ xx amps; Min 22AWG wire @ 300'
UBPK Controller Voltage:	24VDC @ xx amps; Min 22AWG wire @ 300'
Power Transfer Product:	6 Wire Heavy Hinge • 2 @ 20AWG min • 4 @ 28AWG min

Link to Command Access website and instructions

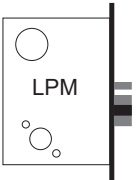
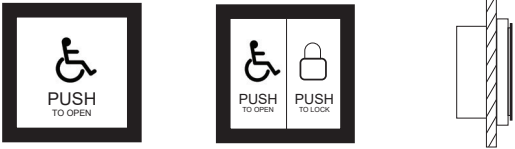
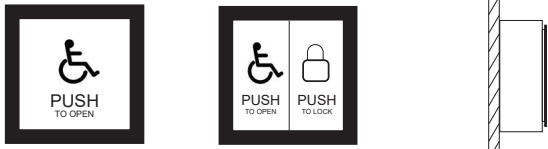
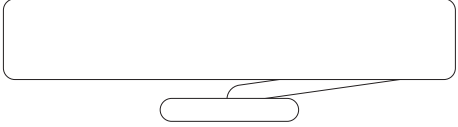
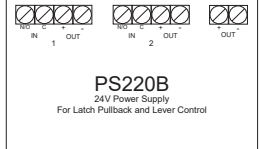
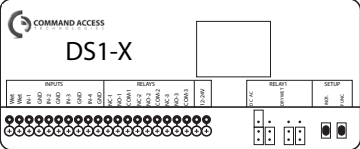
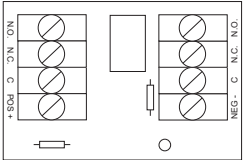
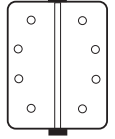


SCAN ME FOR
MORE INFORMATION

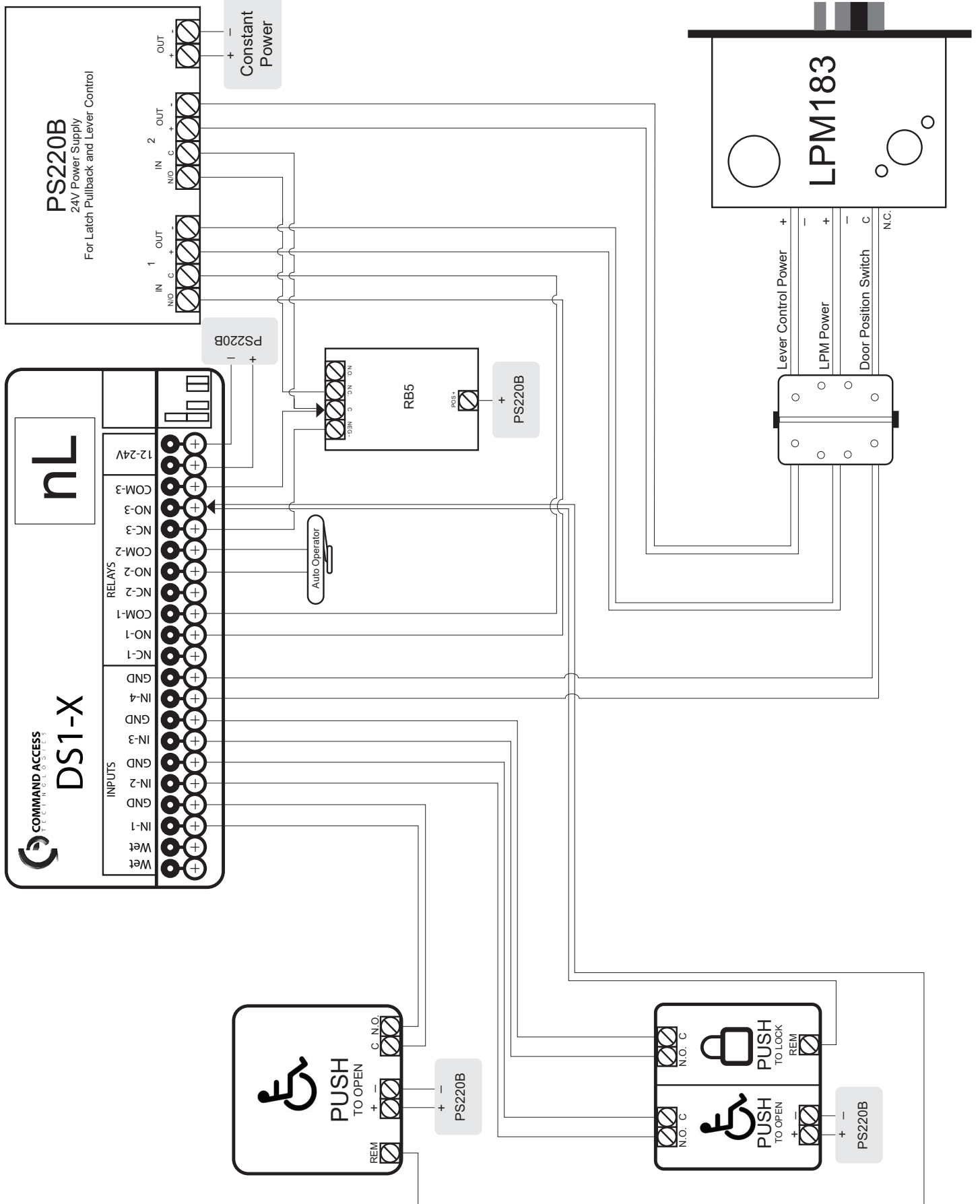
UBPK OPTIONS

Optional Products:

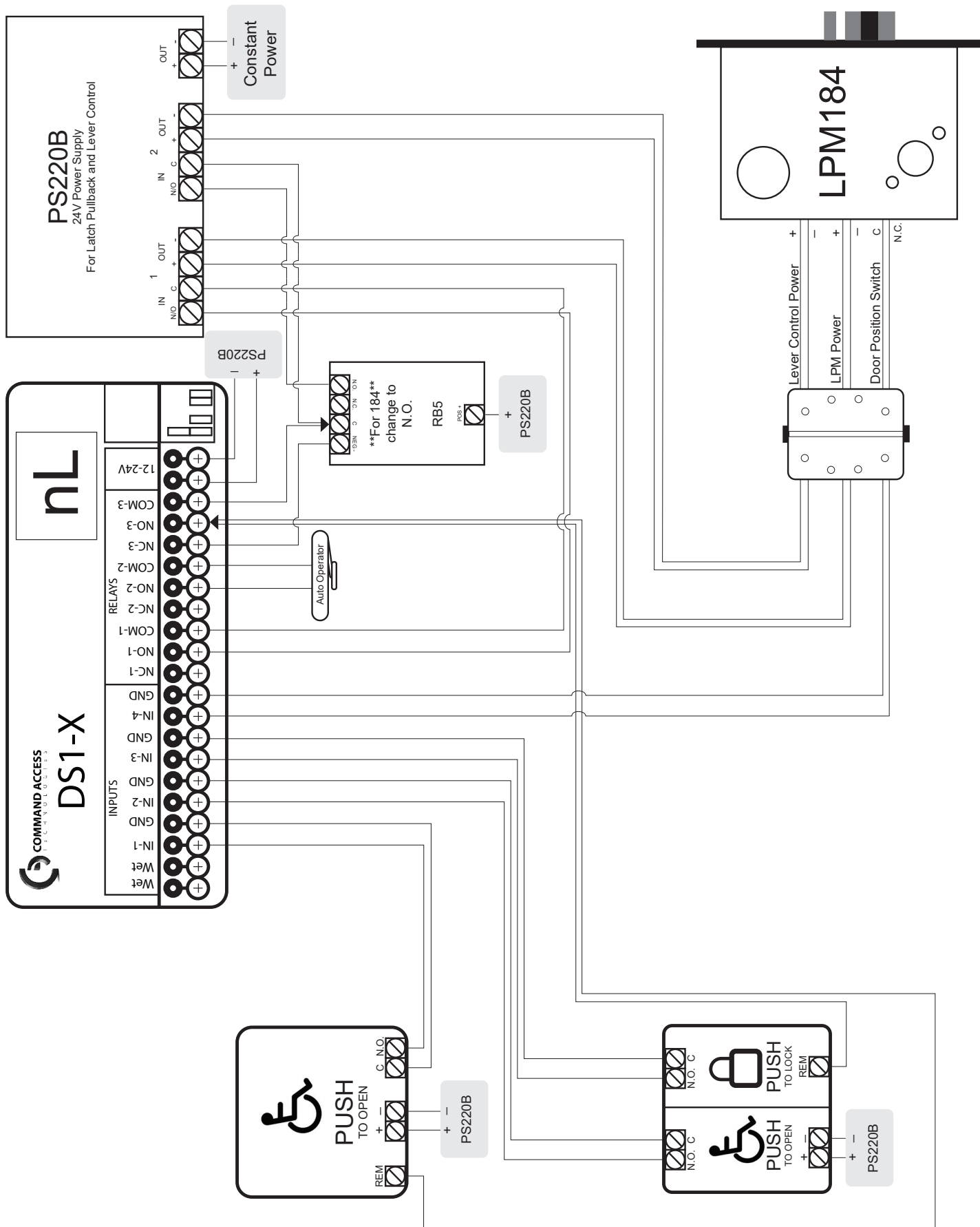
- Emergency Add-On Kit
- Mortise Lock Trim

	UBPK1-FM		UBPK1-SM		UBPK2-FM		UBPK2-SM	
	EUxEL	EUxEU	EUxEL	EUxEU	EUxEL	EUxEU	EUxEL	EUxEU
 <p>LPM</p> <p>LPM183 (EUxEL)</p> <p>LPM184 (EUxEU)</p>	●		●		●		●	
 <p>Flush Mounted Illuminated Push Buttons</p>	●	●			●	●		
 <p>Surface Mounted Illuminated Push Buttons</p>			●	●			●	●
 <p>Low Energy Operator</p>	By Others	By Others	By Others	By Others	●	●	●	●
 <p>PS220B 24V Power Supply For Latch Pullback and Lever Control</p> <p>PS220B Power Supply</p>	●	●	●	●	●	●	●	●
 <p>DS1-X</p> <p>DS1-X Door Sequencer Board</p>	●	●	●	●	●	●	●	●
 <p>Relay Board</p>	●	●	●	●	●	●	●	●
 <p>6 Wire Heavy Hinge</p>	●	●	●	●	●	●	●	●

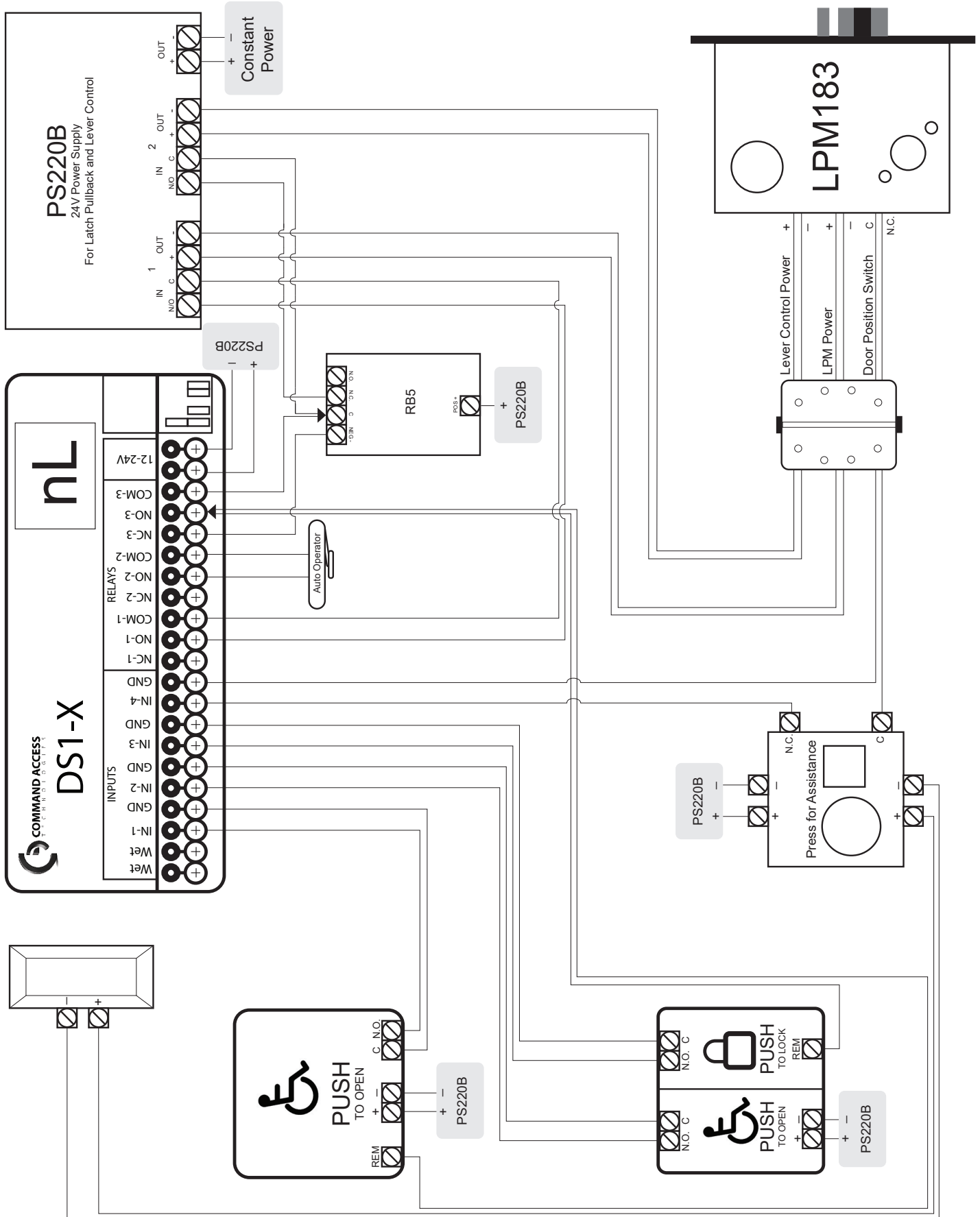
UBPK EUxEL WIRING DIAGRAM



UBPK EUxEU WIRING DIAGRAM



UBPK EUxEL WIRING DIAGRAM W/EME



UBPK EUxEU WIRING DIAGRAM W/EME

